

PROCEDURE FOR APPLYING OF WORKING CAPITAL LOAN FOR STREET VENDORS ON PM SAVNIDHI PORTAL



Contents

1. STEPS FOR REGISTRATION.....	3
2. CATEGORY SELECTION.....	5
2.1 STEPS FOR CATEGORY 'A' APPLICANTS	5
2.2 STEPS FOR CATEGORY B	9
2.3 STEPS FOR CATEGORY C AND D	10
3. STEPS FOR APPLICATION FORM FILLING.....	13
4. STEPS FOR SUBMISSION OF APPLICATION.....	15

STEP BY STEP PROCEDURE FOR APPLYING OF WORKING CAPITAL LOAN FOR STREET VENDORS ON PM SAVNIDHI PORTAL

1. STEPS FOR REGISTRATION

Step-1 : Open <http://pmsvanidhi.mohua.gov.in/>

Click on
login button



Step- 2: Enter Mobile number of Street Vendor. Select the check box of 'I am not a robot' and click on 'Request OTP' button.

The screenshot shows the registration form on the PM SVANidhi portal. The form is titled 'Welcome to PM SVANidhi' and 'Applicant'. It contains a 'Mobile Number *' field with a dropdown menu showing '+91'. Below this is a checkbox labeled 'I'm not a robot' next to a reCAPTCHA logo. At the bottom of the form is a large orange 'Request OTP' button. The background of the form features a collage of images showing street vendors.

**PM SVANidhi**

**Ministry of Housing and Urban Affairs**
Government of India


**Digital India**
Power To Empower

PM Street Vendor's AtmaNirbhar Nidhi

(PM SVANidhi)

A SPECIAL MICRO-CREDIT FACILITY
FOR STREET VENDORS

Government of India





Welcome to PM SVANidhi

Applicant

Mobile Number *

9963599720

 I'm not a robot


reCAPTCHA
Privacy - Terms


Request OTP


Disclaimer


Privacy policy

Terms and conditions

Step-3: Enter 6 digits OTP received on Street vendor mobile number and click on 'Verify OTP' button. Upon Verification of OTP, user will be successfully onboarded.

**PM SVANidhi**

**Ministry of Housing and Urban Affairs**
Government of India



**Digital India**
Power To Empower


PM Street Vendor's AtmaNirbhar Nidhi

(PM SVANidhi)

A SPECIAL MICRO-CREDIT FACILITY
FOR STREET VENDORS

Government of India





Welcome to PM SVANidhi


Login as Applicant

One Time Password

Please enter the OTP sent to your
registered Mobile Number 99XXXXXX14

Enter OTP *

02:35



Verify OTP

[Resend OTP](#)

Disclaimer

Privacy policy

Terms and conditions

2. CATEGORY SELECTION

Step-4: Select the Category of Street Vendor

PM SVANidhi Ministry of Housing and Urban Affairs Government of India Digital India Power To Empower

Logout

1 Check Vendor Category 2 Fill Application Form 3 Upload Documents 4 Submit Application

Vendor Categories

Category	Eligibility	Select
A	Street vendors in possession of Certificate of Vending (CoV) / Identity Card issued by Urban Local Bodies (ULBs)	<input type="radio"/>
B	Street vendors who have been identified in the survey but have not been issued Certificate of Vending / Identity Card	<input type="radio"/>
C	Street vendors left out of the ULB led identification survey or who have started vending after completion of the survey and have been issued Letter of Recommendation (LoR) to that effect by the ULB / Town Vending Committee (TVC)	<input type="radio"/>
D	Street vendors of surrounding development/ peri-urban / rural areas vending in the geographical limits of the ULBs and have been issued Letter of Recommendation (LoR) to that effect by the ULB / TVC	<input type="radio"/>

2.1 STEPS FOR CATEGORY 'A' APPLICANTS

Step- 5: If street vendor selects category as A , then SRN no. will be asked. If SRN is not known, click on the link of 'Don't have SRN? Find here'. A link for searching SRN will open in new tab.

Vendor Categories

Category	Eligibility	Select
A	Street vendors in possession of Certificate of Vending (CoV) / Identity Card issued by Urban Local Bodies (ULBs)	<input checked="" type="radio"/>
B	Street vendors who have been identified in the survey but have not been issued Certificate of Vending / Identity Card	<input type="radio"/>
C	Street vendors left out of the ULB led identification survey or who have started vending after completion of the survey and have been issued Letter of Recommendation (LoR) to that effect by the ULB / Town Vending Committee (TVC)	<input type="radio"/>
D	Street vendors of surrounding development/ peri-urban / rural areas vending in the geographical limits of the ULBs and have been issued Letter of Recommendation (LoR) to that effect by the ULB / TVC	<input type="radio"/>

Vendor Details

Enter Survey Reference Number (SRN) * [Don't have SRN? Find here](#)

Step-6 : To find SRN, choose State, enter mobile number of street vendor and click on 'Search' button. (Mobile number should be the as per the data sent to Gol i.e. updated in tmepma portal)

Scheme

PM SVANidhi

Pre-Application Steps

► Vendor Survey List

Urban Local Body

Lenders List

Notified State/ UT

Street Vendor Survey Search

State

Select State

▼

ULB Name

Please enter ULB Name

Name of Street Vendor

Please enter SV Name

Father's Name/ Spouse Name

Please enter Father's Name/

Mobile No.

Certificate of Vending No.

Search

Step –7: "SRN" number with green colour will be displayed. Copy the SRN Number.

Scheme

PM SVANidhi

Pre-Application Steps

► Vendor Survey List

Urban Local Body

Lenders List

Notified State/ UT

Street Vendor Survey Search

State

TELANGANA

▼

ULB Name

Please enter ULB Name

Name of Street Vendor

Please enter SV Name

Father's Name/ Spouse Name

Please enter Father's Name/

Mobile No.

9963599720

Certificate of Vending No.

Search

SRN No.

TEL690757

Application Name

Bingi Rajendhar

Father's Name/Spouse Name

SRN No.

TEL690733

Application Name

Bingi Sumlatha

Father's Name/Spouse Name

« First

« Prev

1

/ 1

Next »

Last »»

Step –8: In the previous tab enter “SRN” number and click on ‘Search’ button

<input checked="" type="radio"/>	Street vendors in possession of Certificate of Vending (CoV) / Identity Card issued by Urban Local Bodies (ULBs)
<input type="radio"/>	Street vendors who have been identified in the survey but have not been issued Certificate of Vending / Identity Card
<input type="radio"/>	Street vendors left out of the ULB led identification survey or who have started vending after completion of the survey and have been issued Letter of Recommendation (LoR) to that effect by the ULB / Town Vending Committee (TVC)
<input type="radio"/>	Street vendors of surrounding development/ peri-urban / rural areas vending in the geographical limits of the ULBs and have been issued Letter of Recommendation (LoR) to that effect by the ULB / TVC

Details

Survey Reference Number (SRN) *

TEL690757

Search

[Don't have SRN? Find here](#)

Next

Step – 9: SRN number along with Street Vendor details will be displayed. Confirm the SRN number by selecting the check box.

Vendor Details

Enter Survey Reference Number (SRN) *

TEL690757

Search

[Don't have SRN? Find here](#)

SRN No.
TEL690757

Application Name

Bingl Rajendhar

Father's Name/Spouse Name

State	ULB Name	Gender	Age	Date of Birth	Contact No.
TELANGANA	Ramagundam	Male	36		9963599720

☒ Confirm SRN

Please confirm your SRN.

Select one of the following option

 Certificate of Vending (CoV)

✓

Your Name has been confirmed in the survey list. Please upload Certificate of Vending (CoV) 'or' Identity Card Issued by respective ULB

Step – 10: Upload either ID card or Certificate of Vending or both. After clicking on ‘Next’ button, user will be proceeded to Loan application form.


Enter Survey Reference Number (SRN) *

TEL690757

Search

[Don't have SRN? Find here](#)

SRN No.
TEL690757






Application Name		Father's Name/Spouse Name			
Bingi Rajendhar					
State	ULB Name	Gender	Age	Date of Birth	Contact No.
TELANGANA	Ramagundam	Male	36		9963599720


☒ Confirm SRN



Please confirm your SRN.

Select one of the following option

 Certificate of Vending (CoV)

 Identity Card (ID Card)

Atleast one document is required.

Next

2.2 STEPS FOR CATEGORY B

Step-11: If street vendor selects category as B, then SRN no. will be asked. Enter SRN number and click on 'Search' button. If SRN is not known, follow steps 5-7.

Vendor Categories

Category	Eligibility	Select
A	Street vendors in possession of Certificate of Vending (CoV) / Identity Card issued by Urban Local Bodies (ULBs)	<input type="radio"/>
B	Street vendors who have been identified in the survey but have not been issued Certificate of Vending / Identity Card	<input checked="" type="radio"/>
C	Street vendors left out of the ULB led identification survey or who have started vending after completion of the survey and have been issued Letter of Recommendation (LoR) to that effect by the ULB / Town Vending Committee (TVC)	<input type="radio"/>
D	Street vendors of surrounding development/ peri-urban / rural areas vending in the geographical limits of the ULBs and have been issued Letter of Recommendation (LoR) to that effect by the ULB / TVC	<input type="radio"/>

Vendor Details

Enter Survey Reference Number (SRN) *

Search

[Don't have SRN? Find here](#)

Next

Step-12: SRN number along with Street Vendor details will be displayed. Confirm the SRN number by selecting the check box and click on 'Next Button'. After clicking on 'Next' button, user will be proceeded to Loan application form.

Vendor Details

Enter Survey Reference Number (SRN) *

AND96309

Search

[Don't have SRN? Find here](#)

SRN No.
AND96309

Application Name		Father's Name/Spouse Name		
MOLLI SANNAMMA		MOLLI GURUMURTHY		
State	ULB Name	Gender	Age	Date of Birth
ANDHRA PRADESH	GVMC	female	61	

☒ Confirm SRN

Next

Your Name has been confirmed in the survey list.

2.3 STEPS FOR CATEGORY C AND D

Step-13: If street vendor selects category as C or D , then street vendor will be asked if they have been issued letter of recommendation(LoR).

Vendor Categories

Category	Eligibility	Select
A	Street vendors in possession of Certificate of Vending (CoV) / Identity Card issued by Urban Local Bodies (ULBs)	<input type="radio"/>
B	Street vendors who have been identified in the survey but have not been issued Certificate of Vending / Identity Card	<input type="radio"/>
C	Street vendors left out of the ULB led identification survey or who have started vending after completion of the survey and have been issued Letter of Recommendation (LoR) to that effect by the ULB / Town Vending Committee (TVC)	<input checked="" type="radio"/>
D	Street vendors of surrounding development/ peri-urban / rural areas vending in the geographical limits of the ULBs and have been issued Letter of Recommendation (LoR) to that effect by the ULB / TVC	<input type="radio"/>

Kindly select any one option

☐ I have been issued Letter of Recommendation (LoR) by ULB/TVC.

☐ I have **NOT** been issued Letter of Recommendation (LoR) by ULB/TVC.

Next

Step- 14A(i): If street vendor has LoR, then select the option 'I have been issue Letter of Recommendation (LoR) by ULB/TVC.


Category	Eligibility	Select
A	Street vendors in possession of Certificate of Vending (CoV) / Identity Card issued by Urban Local Bodies (ULBs)	<input type="radio"/>
B	Street vendors who have been identified in the survey but have not been issued Certificate of Vending / Identity Card	<input type="radio"/>
C	Street vendors left out of the ULB led identification survey or who have started vending after completion of the survey and have been issued Letter of Recommendation (LoR) to that effect by the ULB / Town Vending Committee (TVC)	<input checked="" type="radio"/>
D	Street vendors of surrounding development/ peri-urban / rural areas vending in the geographical limits of the ULBs and have been issued Letter of Recommendation (LoR) to that effect by the ULB / TVC	<input type="radio"/>

Kindly select any one option

☒ I have been issued Letter of Recommendation (LoR) by ULB/TVC.

☐ I have **NOT** been issued Letter of Recommendation (LoR) by ULB/TVC.

Kindly upload letter of recommendation(LoR)



Next

Step- 14A(ii) : Upload the Letter of Recommendation and click on 'Next' button. After clicking on 'Next' button, user will be proceeded to Loan application form.

Category	Eligibility	Select
A	Street vendors in possession of Certificate of Vending (CoV) / Identity Card issued by Urban Local Bodies (ULBs)	<input type="radio"/>
B	Street vendors who have been identified in the survey but have not been issued Certificate of Vending / Identity Card	<input type="radio"/>
C	Street vendors left out of the ULB led identification survey or who have started vending after completion of the survey and have been issued Letter of Recommendation (LoR) to that effect by the ULB / Town Vending Committee (TVC)	<input checked="" type="radio"/>
D	Street vendors of surrounding development/ peri-urban / rural areas vending in the geographical limits of the ULBs and have been issued Letter of Recommendation (LoR) to that effect by the ULB / TVC	<input type="radio"/>

Kindly select any one option

☒ I have been issued Letter of Recommendation (LoR) by ULB/TVC.
☐ I have **NOT** been issued Letter of Recommendation (LoR) by ULB/TVC.

Kindly upload letter of recommendation(LoR)

Next

14B (i) : If street vendor has does not have an LoR, then select the option 'I have NOT been issue Letter of Recommendation (LoR) by ULB/TVC.

D	Street vendors of surrounding development/ peri-urban / rural areas vending in the geographical limits of the ULBs and have been issued Letter of Recommendation (LoR) to that effect by the ULB / TVC	<input checked="" type="radio"/>
---	--------------------------------------------------------------------------------------------------------------------------------------------------------------------------------------------------------	----------------------------------

Kindly select any one option

☐ I have been issued Letter of Recommendation (LoR) by ULB/TVC.
☒ I have **NOT** been issued Letter of Recommendation (LoR) by ULB/TVC.

Kindly choose the following.

I have received one-time assistance during the period of lockdown. ☐

I am a member of one of the following vendor association, Choose one of the following option.

National Association of Street Vendors of India (NASVI)	<input type="radio"/>
National Hawkers Federation (NHF)	<input type="radio"/>
Self-Employed Women's Association (SEWA)	<input type="radio"/>

Next

Step-14B(ii): Select one or both the options given below and click on 'Next' button. After clicking on 'Next' button, user will be proceeded to Loan application form.

D	Street vendors of surrounding development/ peri-urban / rural areas vending in the geographical limits of the ULBs and have been issued Letter of Recommendation (LoR) to that effect by the ULB / TVC	<input checked="" type="radio"/>
---	--------------------------------------------------------------------------------------------------------------------------------------------------------------------------------------------------------	----------------------------------

Kindly select any one option

☐ I have been issued Letter of Recommendation (LoR) by ULB/TVC.

☒ I have **NOT** been issued Letter of Recommendation (LoR) by ULB/TVC.

Kindly choose the following.

I have received one-time assistance during the period of lockdown. ☒

I am a member of one of the following vendor association, Choose one of the following option.

National Association of Street Vendors of India (NASVI)	<input type="radio"/>
National Hawkers Federation (NHF)	<input checked="" type="radio"/>
Self-Employed Women's Association (SEWA)	<input type="radio"/>

Next

3. STEPS FOR APPLICATION FORM FILLING

Step – 15: Enter Aadhar Number of Street Vendor and click on “I am not Robot” and then click on ‘Verify’ button

Street Vendor Details

Category : A Mobile No : +91-9963599720 SV Name : Bingi Rajendhar SRN No : TEL690757

Aadhaar Verification

Aadhaar Number *

☐ I'm not a robot

Verify

Step – 16: Enter OTP sent to aadhar linked mobile number of street vendor

Street Vendor Details

Category : A Mobile No : +91-9963599720 SV Name : Bingi Rajendhar SRN No : TEL690757

Aadhaar Verification

Aadhaar Number *

724809869624

☒ I'm not a robot


Verify


Step – 17: Fill the Survey format of the Street Vendor. Also enter the Digital Payment details if the vendor is having, if not, then click 'No'. After filling application form click save and then submit.


PM SVANidhi		Ministry of Urban Affairs & Housing Government of India		PM Street Vendor's AtmaNirbhar Nidhi (PM SVANidhi) (Common Loan Application Form)	
Application No.	PM09720000539	Name of Bank/Lender			
Name of Street Vendor*	Marikudala Giribabu	Date of Birth*	22/02/1982		
Father/Husband Name	Bharathi	Marital Status*	Married		
Gender	Male	Social Category*	OBC		
KYC Details					
Aadhaar No*	Value ID Card No*	Driving License No	Ration card	Others (Govt Approved Document)	
807162596572					
Family Details					
Name*	Relationship with Applicant*		Age		
Bharathi	Wife		28		
Parvath Sai	Son		11		
Dharmas Teja	Son		8		
Proof of Vending Details					
Vendor ID Card	Certificate of Vending	TVC Letter of Recommendation (LOE)			
SV31072401010	SV31072401010				
Permanent Address					
Home No.	HANMAN WADA	Town/Dist	NALGONDA		
Ward/Village	Bhongir	State	ANDHRA PRADESH		
PIN	508116				
Current Address					
Home No.	HANMAN WADA	Town/Dist	NALGONDA		
Ward/Village	Bhongir	State	ANDHRA PRADESH		
PIN	508116				
Vending Activity					
Name of Activity	Others (Ifs Specify)				
Place of Vending	Fixed Location				
Duration of Vending	65/2000				
Location/Area of Vending					
Stationary Vendor	Gandhi Park	Nearest Landmark	Opposite Canara Bank		
Mobile Vendor		Nearest Landmark			
State	TELANGANA	Town/Dist	YADADRI BERUVANAGERI		
ULB Name	Bhongir Municipality	Ward/Village	4		
Pin Code	508116				

4. STEPS FOR SUBMISSION OF APPLICATION

Step – 18: Select Bank and Branch you want to process the application for releasing loan or submit your application to market place and tick the declarations. Save and submit the application

**PM SVANidhi**

**Ministry of Housing and Urban Affairs**
Government of India

**Digital India**
Power To Empower

Logout

Check Vendor CategoryFill Application FormUpload Documents4 Submit Application

☐ Submit your application to marketplace (Visible to all lenders in your nearby area)

☒ Submit your application to your preferred lender

Preferred Lender *Preferred Branch *

Corporation BankCORP0002971 : HALIA

☐ I agree to the [PM SVANidhi Declaration and Authorization](#)

Declaration and Authorization

a. I hereby certify that all information furnished by me/us is true, correct and complete. I have no borrowing arrangements except as indicated in the application form. I have not applied to any lending institution. There is/are no overdue / statutory due owed by me. The information may also be exchanged by you with any agency, you may deem fit. You, your representatives or MoHUA, or any other agency as authorized by you, may at any time, inspect/ verify my/our assets etc. You may take appropriate safeguards/action for recovery of lending institutions' dues.

b. I have no objection to authenticate my Aadhaar number, share the same with other Ministries / Departments under the Government of India for the purpose of extension of benefits under any of their Schemes, carry out e-KYC and accessing my credit history & credit score by credit bureau, lenders and their authorized agents. The consent and purpose of collecting Aadhaar has been explained to me/us in local language. MoHUA/Lending Institution has informed me that my Aadhaar submitted herewith shall not be used for any purpose other than mentioned above, or as per requirements of law. I have been informed that this consent and my Aadhaar will be stored along with my account details with MoHUA.

SaveSubmit

Step -19 You will receive the message as Application Submitted.Please note the Application no. in records for future reference.

The screenshot displays the PM SVANidhi web portal interface. At the top, the PM SVANidhi logo and the Ministry of Housing and Urban Affairs, Government of India, are visible. A navigation bar includes a 'Logout' button and a progress indicator with four steps, the fourth of which is 'Submit Application'. The main content area shows a form for submitting an application, with options to 'Check Vendor Category' and 'Submit your application to your preferred lender'. A 'Preferred Lender' dropdown menu is set to 'Corporation Bank'. A checkbox for 'I agree to the PM SVANidhi Declaration and Authorization' is checked. Below this, the 'Declaration and Authorization' text is visible, detailing the user's agreement to the terms of the scheme. At the bottom of the form are 'Save' and 'Submit' buttons. A white modal box with a green checkmark icon is centered on the screen, displaying the message 'Application Submitted' and 'Your loan application has been successfully submitted.' Below this message, the 'Application No : PMS07200004949' is shown in a red-bordered box, and a 'Done' button is at the bottom of the modal.

Application Submitted

Your loan application has been successfully submitted.

Application No : PMS07200004949

Done

Declaration and Authorization

a. I hereby certify that all information furnished by me/us is true, correct and complete. I have no borrowing arrangements except as indicated in the application form. I have not applied to any lending institution. There is/are no overdue / statutory due owed by me. The information may also be exchanged by you with any agency, you may deem fit. You, your representatives or MoHUA, or any other agency as authorized by you, may at any time, inspect/ verify my/our assets etc. You may take appropriate safeguards/action for recovery of lending institutions' dues.

b. I have no objection to authenticate my Aadhaar number, share the same with other Ministries / Departments under the Government of India for the purpose of extension of benefits under any of their Schemes, carry out e-KYC and accessing my credit history & credit score by credit bureau, lenders and their authorized agents. The consent and purpose of collecting Aadhaar has been explained to me/us in local language. MoHUA/Lending Institution has informed me that my Aadhaar submitted herewith shall not be used for any purpose other than mentioned above, or as per requirements of law. I have been informed that this consent and my Aadhaar will be stored along with my account details with MoHUA.

Save **Submit**

THANK YOU